


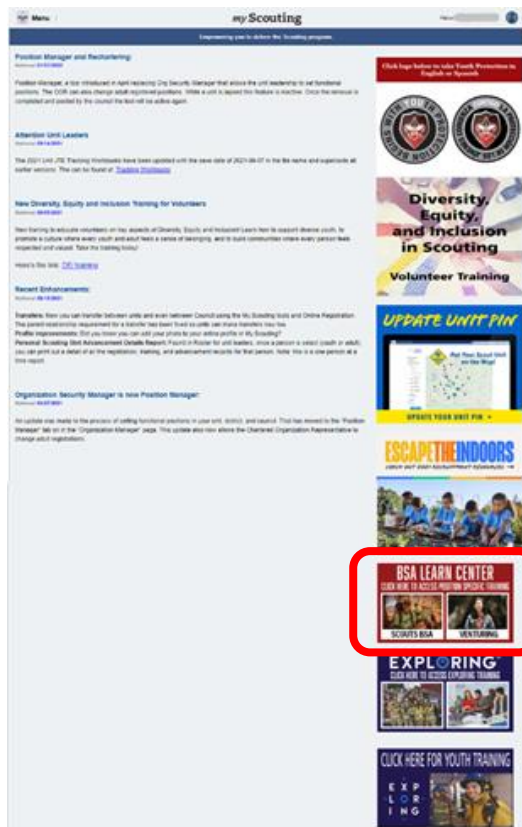
Scouting U Training Guide – Cub Scouts

This is a guide to Scouting U and taking position trainings for Cubmasters, Assistant Cubmasters, Den Leaders, Assistant Den Leaders, Lion Guide, Tiger Den Leader, Webelos Leader, Pack Committee Chair, and Pack Committee Members.

- Open up an Internet browser (Google Chrome, Microsoft Edge, etc.)
- Go to <https://my.scouting.org/>
- Enter Username and Password, then click Login
 - There is a forgot username / password option if needed
 - Unit leader can give you your BSA Member ID if needed



- Scroll down and click on BSA LEARN CENTER



Scouting U Training Guide – Cub Scouts

- Click on Catalog

The screenshot shows the top navigation bar of the training portal. The 'Catalog' tab is highlighted with a red circle. Below the navigation bar, the main content area features a 'Welcome' message and two course cards: 'NCAP Assessor Training' and 'Crew Officers Orientation'. Each card displays the course title, duration, progress (0%), and a 'Start' button.

- Click on Programs

The screenshot shows the 'Catalog' page with a large banner image of Scouts in uniform. Below the banner is a search bar with the placeholder text 'Search For A Course, Learning Plan Or Program'. Underneath the search bar are four filter buttons: 'View All', 'Programs', 'Learning Plans', and 'Courses'. The 'Programs' button is circled in red. At the bottom of the page, there is a 'Filters' button and a 'Sort By' dropdown menu.


Scouting U Training Guide – Cub Scouts

- On the Cub Scouts tile, click Visit

Search For A Course, Learning Plan Or Program

View All Programs Learning Plans Courses


Displaying 10 Items Filters Sort By



YOUTH PROTECTION TRAINING

Youth Protection Training
Program
4 elements
Description


Visit



CUB SCOUTS

Cub Scout Learning Plans - Select Your Positions
Program
4 elements
Description


Visit



SCOUTS BSA


Scouts BSA Learning Plans - Select Your Positions
Program
4 elements
Description

Visit




VENTURING

Venturing Learning Plans - Select Your Positions
Program
3 elements
Description




SEA SCOUTS

Sea Scouting Learning Plans - Select Your Positions
Program
2 elements



EXPLORING

Exploring Learning Plans - Select Your Positions
Program
3 elements



Council Executive Board

Program
3 elements
Description

Visit

Scouting U Training Guide – Cub Scouts

- Click Visit on your Position within Cub Scouts
 - Cubmaster & Assistant Cubmaster
 - Cub Scout Den Leader & Assistant Den Leader
 - Lion Guide
 - Tiger Den Leader
 - Webelos Leader
 - Pack Committee Chair
 - Pack Committee Member

The screenshot shows the Boy Scouts of America training catalog interface. At the top, there is a navigation bar with 'Home', 'Catalog', and 'My Learning' options. Below this, the page title is 'Cub Scout Learning Plans - Select your Positions'. A brief introductory text explains that the training is designed to be either online or instructor-led. The main content area features four training cards, each with a yellow header and a white body. The cards are for: 1) Cubmaster & Assistant Cubmaster (117m), 2) Cub Scout Den Leader & Assistant Den Leader (125m), 3) Pack Committee Chair (116m), and 4) Pack Committee Member (53m). Each card includes a 'Visit' button at the bottom.

BOY SCOUTS OF AMERICA

Home Catalog My Learning

Catalog > Cub Scout Learning Plans - Select your Positions

Cub Scout Learning Plans - Select your Positions

We all learn differently, and the CS19 Cub Scout training is designed to deliver the learning content in the style that works best for you—either online or instructor led. To get started with online training, select your position below. For other training content select the Home page.};//

CUBMASTER & ASSISTANT

Cubmaster Training
Learning Plan
Total time: 117m
Cub Scouting
Description ▾
Visit

CUB SCOUT DEN LEADER & ASSISTANT

Den Leader Training
Learning Plan
Total time: 125m
Cub Scouting
Description ▾
Visit

PACK COMMITTEE CHAIR


Pack Committee Chair Training
Learning Plan
Total time: 116m
Cub Scouting
Description ▾
Visit

PACK COMMITTEE MEMBER

Pack Committee Member Training
Learning Plan
Total time: 53m
Cub Scouting
Description ▾

Scouting U Training Guide – Cub Scouts

- Click on the Enroll



**CUBMASTER
& ASSISTANT**

Cub Scouting

Cubmaster Training

Learning Plan
Total time: 117 minutes
Description
Position Specific training designed for the Cubmaster and Assistant Cubmaster.

Enroll

Cubmaster - Before Your First Outdoor Activity

Learning Plan
Total time: 41m
Cubmaster and Assistant Cubmaster Position Specific Training - The objective of this learning plan is to prepare leaders for doing outdoor activities such as camping to include Hazardous Weather.

Visit

Cubmaster - Before Your First Meeting

Learning Plan
Total time: 49m
Cubmaster and Assistant Cubmaster Position Specific Training - The objective of this learning plan is to prepare leaders for conducting meetings as new leaders.

Visit


Cubmaster - Earning Your Training Strip

Learning Plan
Total time: 27m
Cubmaster and Assistant Cubmaster - Training combined with "Before Your First Meeting" and "Before Your First Outdoor Activity". This learning plan is to expand the knowledge level of leaders to operate the pack and den efficiently.

Scouting U Training Guide – Cub Scouts

You can now see you how much you have completed. Also, the Program/Position Training will show up under Learning Plans

- Click on the Learning Plan



Cubmaster Training
Learning Plan
Total time: 117 minutes
Progress • 7%
Description
Position Specific training designed for the Cubmaster and Assistant Cubmaster.

Cub Scouting More ▾

Cubmaster - Before Your First Outdoor Activity
Learning Plan
Total time: 41m
Progress • 33%
Cubmaster and Assistant Cubmaster Position Specific Training - The objective of this learning plan is to prepare leaders for doing outdoor activities such as camping to include Hazardous Weather.

Resume

Cubmaster - Before Your First Meeting
Learning Plan
Total time: 49m
Progress • 0%
Cubmaster and Assistant Cubmaster Position Specific Training - The objective of this learning plan is to prepare leaders for conducting meetings as new leaders.

Start

Cubmaster - Earning Your Training Strip
Learning Plan
Total time: 27m
Progress • 0%
Cubmaster and Assistant Cubmaster - Training combined with "Before Your First Meeting" and "Before Your First Outdoor Activity". This learning plan is to expand the knowledge level of leaders to operate the pack and den efficiently.

Scouting U Training Guide – Cub Scouts

- Click on the Start for the Course



Cubmaster - Before Your First Outdoor Activity

Learning Plan

Total time: 41 minutes

Progress • 33%

Description

Cubmaster and Assistant Cubmaster Position Specific Training - The objective of this learning plan is to prepare leaders for doing outdoor activities such as camping to include Hazardous Weather.

Cub Scouting

More ▾

CS19 Preparing Families For Outdoor Adventures

Course

Total time: 5m

Progress • 0%

Cub Scouts and their families will spend time outdoors in the Cub Scout Program. It's important that you prepare everyone ahead of time to keep adults and youth safe.

Start

CS19 Keeping Cub Scouting Safe

Course

Total time: 5m

Progress • 0%

In this module you will learn what activities require a BALOO trained leader, the Guide to Safe Scouting as the primary resource for safety rules and regulations, and Know how to report an incident and locate incident reporting tool.

Start

Hazardous Weather Training

Course

Total time: 31m

Progress • 100%

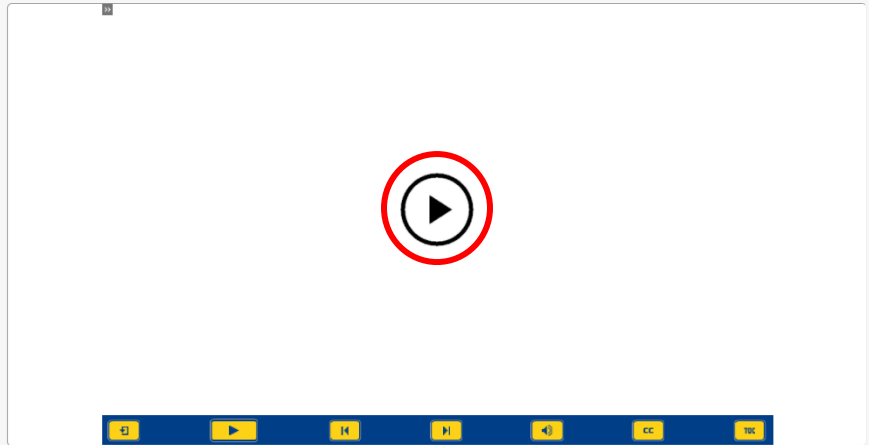
This module will cover hazardous weather conditions that Scouts need to plan ahead and steps to take to be prepared.

Scouting U Training Guide – Cub Scouts

- Click Play
 - *Make sure your speakers are on and not muted*

[Return To Cubmaster - Before Your First Outdoor Activity Details](#)

CS19 Preparing Families for Outdoor Adventures



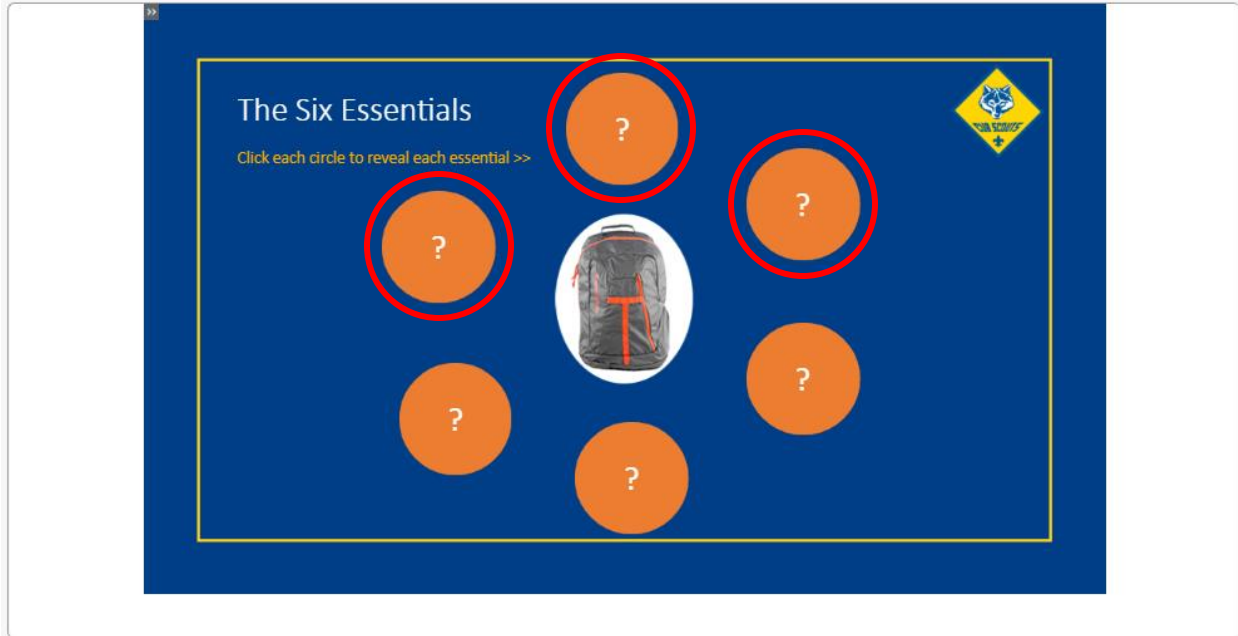
- Click on any prompts throughout the training

CS19 Preparing Families for Outdoor Adventures



Scouting U Training Guide – Cub Scouts

CS19 Preparing Families for Outdoor Adventures



- Some links within the training may open other websites with additional information
 - Click on the link

CS19 Keeping Cub Scouting Safe

AGE-APPROPRIATE GUIDELINES FOR SCOUTING ACTIVITIES

Age- and rank-appropriate guidelines have been developed based on many factors. When planning activities outside of program materials or handbooks, ask this question: Is the activity appropriate for the age and for Scouting? Not every activity needs to be conducted.

	LIONS 10-14 YEARS PARTNERS	TIGERS 11-12 YEARS PARTNERS	WOLF/PEAR SCOUTS	WEBELOS SCOUTS	SCOUTS	OLDER SCOUTS, SEA SCOUTS, VENTURERS
OUTDOOR SKILLS						
Hunting						Venturers Only
Mountaineering/Scrambling/Cross-Country Travel						✓
Search and Rescue Missions						✓
Search and Rescue Practice					✓	✓
Parade Drives (over snow and ice)					✓	✓
Hiking—Multi-Day					✓	✓
Mountain Biking					✓	✓
Orienteering					✓	✓
Wilderness Survival Training					✓	✓
Compass					Outdoor Events	✓
Fire Building				✓	✓	✓
Flowering				✓	✓	✓
Cooking Outdoors				✓	✓	✓
Horsemack Riding				✓	✓	✓
Map and Compass			Map Only	✓	✓	✓
Planning Trips (Check requirements for night activities)			Overnight Events Only	✓	✓	✓
Rope Bridges (Check requirements for night activities)			Overnight Events Only	✓	✓	✓
Conservation Projects			✓	✓	✓	✓
Fishing	✓	✓	✓	✓	✓	✓
Hiking—Day	✓	✓	✓	✓	✓	✓

Age Appropriate Guidelines for Scouting Activities >>

Scouting U Training Guide – Cub Scouts

- Review the information and then you can close the additional website

Dashboard Legacy - My Scouting X | Watch Course Screen - BSA Lea... | 680-685.pdf X

filestore.scouting.org/filestore/HealthSafety/pdf/680-685.pdf

680-685.pdf | 1 / 2 | 100% | Update

AGE APPROPRIATE GUIDELINES FOR SCOUTING ACTIVITIES

Age- and rank-appropriate guidelines have been developed based on many factors. When planning activities outside of program materials or handbooks, ask the question: **Is the activity appropriate for the age and for Scouting?** Not every activity needs to be conducted.

	LENS (with ALL 7 PATHFINDERS)	TIGERS (with ALL 7 PATHFINDERS)	WOLF/BEAR SCOUTS	WEBELOS SCOUTS	SCOUTS BSA	OLDER SCOUTS, SEA SCOUTS, VENTURERS <small>(Older Scouts are age 15 and have completed eight guidelines or 14 years old and up)</small>
Outdoor Skills						
Hunting						
Mountaineering/Scrambling/Cross-Country Travel						Weekend Only
Search and Rescue Missions						✓
Search and Rescue Practice						✓
Fueled Devices <small>(stoves and lanterns)</small>						✓
Hiking—Multiple Day						✓
Mountain Boards						✓
Ornithology						✓
Wilderness Survival Training					Customary Clinics	✓
Compassing					Day Field Day	✓
Fire Building						✓
Pioneering						✓
Cooking Outdoors				Age-Appropriate Equipment		✓
Horseback Riding						✓
Map and Compass			Map Only			✓
Pioneering Towers <small>(Check requirements for height restrictions.)</small>				Council/District Events Only		✓
Rope Bridges <small>(Check requirements for height restrictions.)</small>				Council/District Events Only		✓
Conservation Projects	✓	✓	✓	✓	✓	✓
Fishing	✓	✓	✓	✓	✓	✓
Hiking—Day	✓	✓	✓	✓	✓	✓
Tools <small>(See SAFETY Project Tool Use Guidelines: https://www.scouting.org/HealthSafety/pdf/680-685.pdf)</small>						
Power Tools —Chain Saws, Log Splitters, Wood Chippers, Power Saws						
Axis						✓ <small>See Age Guidelines for Tool Use</small>
Band Saws						✓
Reciprocating						✓
Hand Tools	✓	✓	✓	✓	✓	✓
Trekking						
Horse Tools						
Backpacking—Overnight, Backpacking						✓
Blue Trails—Multiple Overnight						✓
Blue Trails—Multiple Days and Nights Camping Gear						✓
Day Hikes <small>(See Scouting sports guides at www.scouting.org. Note: Shooting at each other is prohibited.)</small>	✓	✓	✓	✓	✓	✓
Shooting <small>(See Scouting sports guides at www.scouting.org. Note: Shooting at each other is prohibited.)</small>						
Center/In-Large-Base Rifles						
Paintball						Weekend and Sea Scouts Venturers and Sea Scouts
Paintball and Mountaineering Programs						
						Council Area Program

Use Acrobat right in Chrome

Continue

CS19 Keeping Cub Scouting Safe

AGE-APPROPRIATE GUIDELINES FOR SCOUTING ACTIVITIES

Age- and rank-appropriate guidelines have been developed based on many factors. When planning activities outside of program materials or handbooks, ask the question: **Is the activity appropriate for the age and for Scouting?** Not every activity needs to be conducted.

	LENS (with ALL 7 PATHFINDERS)	TIGERS (with ALL 7 PATHFINDERS)	WOLF/BEAR SCOUTS	WEBELOS SCOUTS	SCOUTS BSA	OLDER SCOUTS, SEA SCOUTS, VENTURERS <small>(Older Scouts are age 15 and have completed eight guidelines or 14 years old and up)</small>
OUTDOOR SKILLS						
Hunting						
Mountaineering/Scrambling/Cross-Country Travel						Weekend Only
Search and Rescue Missions						✓
Search and Rescue Practice						✓
Fueled Devices <small>(stoves and lanterns)</small>						✓
Hiking—Multiple Day						✓
Mountain Boards						✓
Ornithology						✓
Wilderness Survival Training					Customary Clinics	✓
Compassing					Day Field Day	✓
Fire Building						✓
Pioneering						✓
Cooking Outdoors				Age-Appropriate Equipment		✓
Horseback Riding						✓
Map and Compass			Map Only			✓
Pioneering Towers <small>(Check requirements for height restrictions.)</small>				Council/District Events Only		✓
Rope Bridges <small>(Check requirements for height restrictions.)</small>				Council/District Events Only		✓
Conservation Projects	✓	✓	✓	✓	✓	✓
Fishing	✓	✓	✓	✓	✓	✓
Hiking—Day	✓	✓	✓	✓	✓	✓

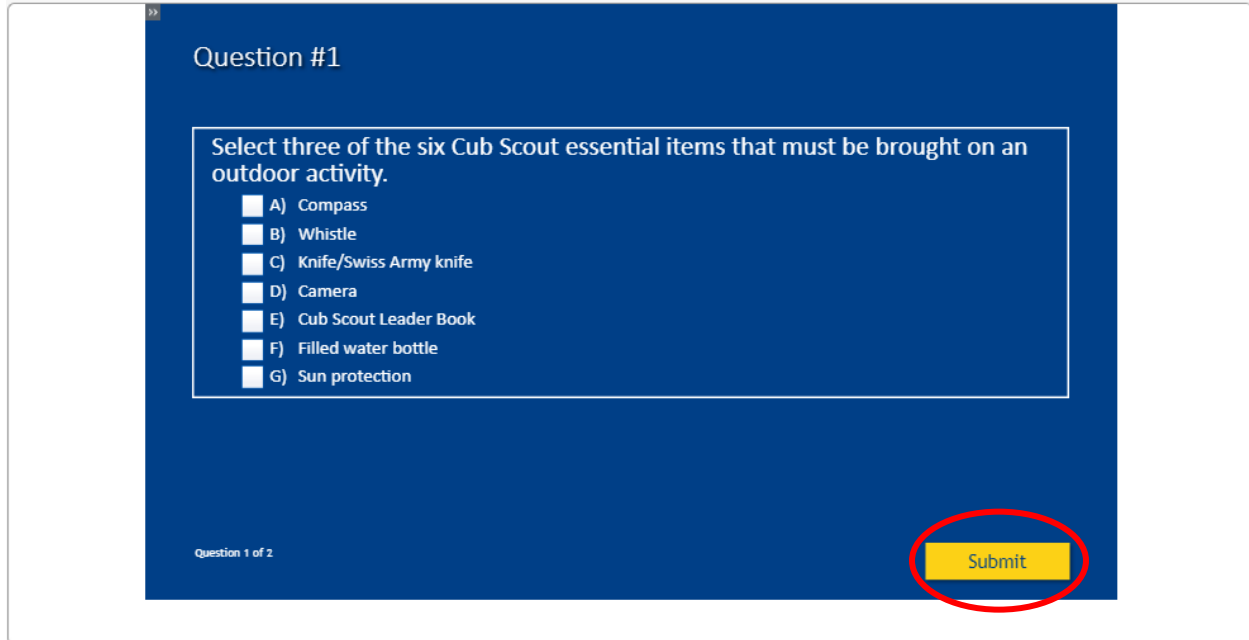
Age Appropriate Guidelines for Scouting Activities >>

Continue

Scouting U Training Guide – Cub Scouts

- There may be a quiz to review what you have learned
 - Select the answer(s) and click Submit

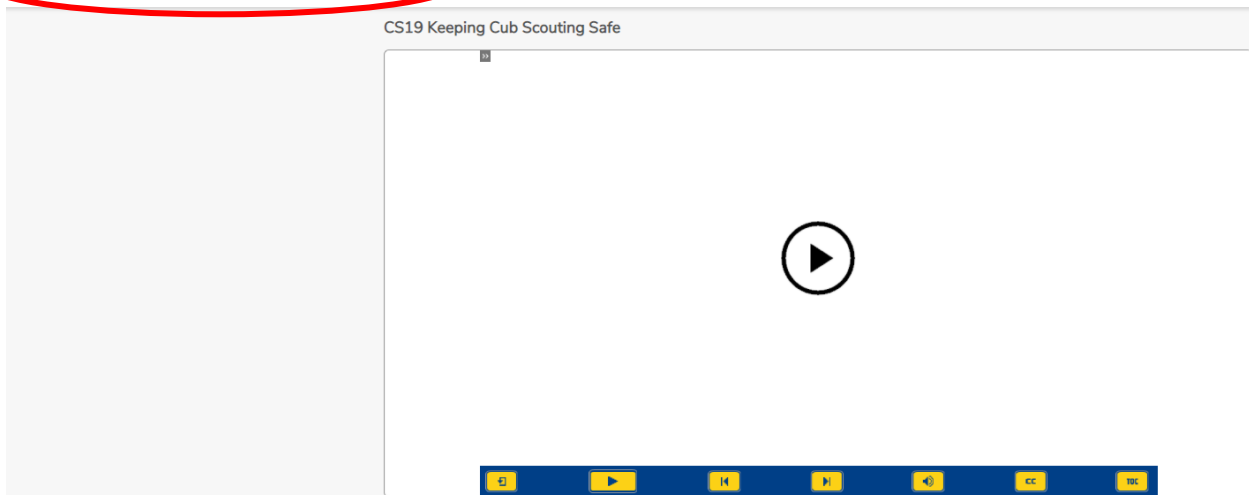
CS19 Preparing Families for Outdoor Adventures



The screenshot shows a quiz question titled "Question #1" on a dark blue background. The question text is "Select three of the six Cub Scout essential items that must be brought on an outdoor activity." Below the question is a list of seven items, each with a white square checkbox: A) Compass, B) Whistle, C) Knife/Swiss Army knife, D) Camera, E) Cub Scout Leader Book, F) Filled water bottle, and G) Sun protection. In the bottom right corner, there is a yellow "Submit" button circled in red. In the bottom left corner, it says "Question 1 of 2".

- When the course is completed, it should return you to the Learning Plan
 - If it does not, click Return

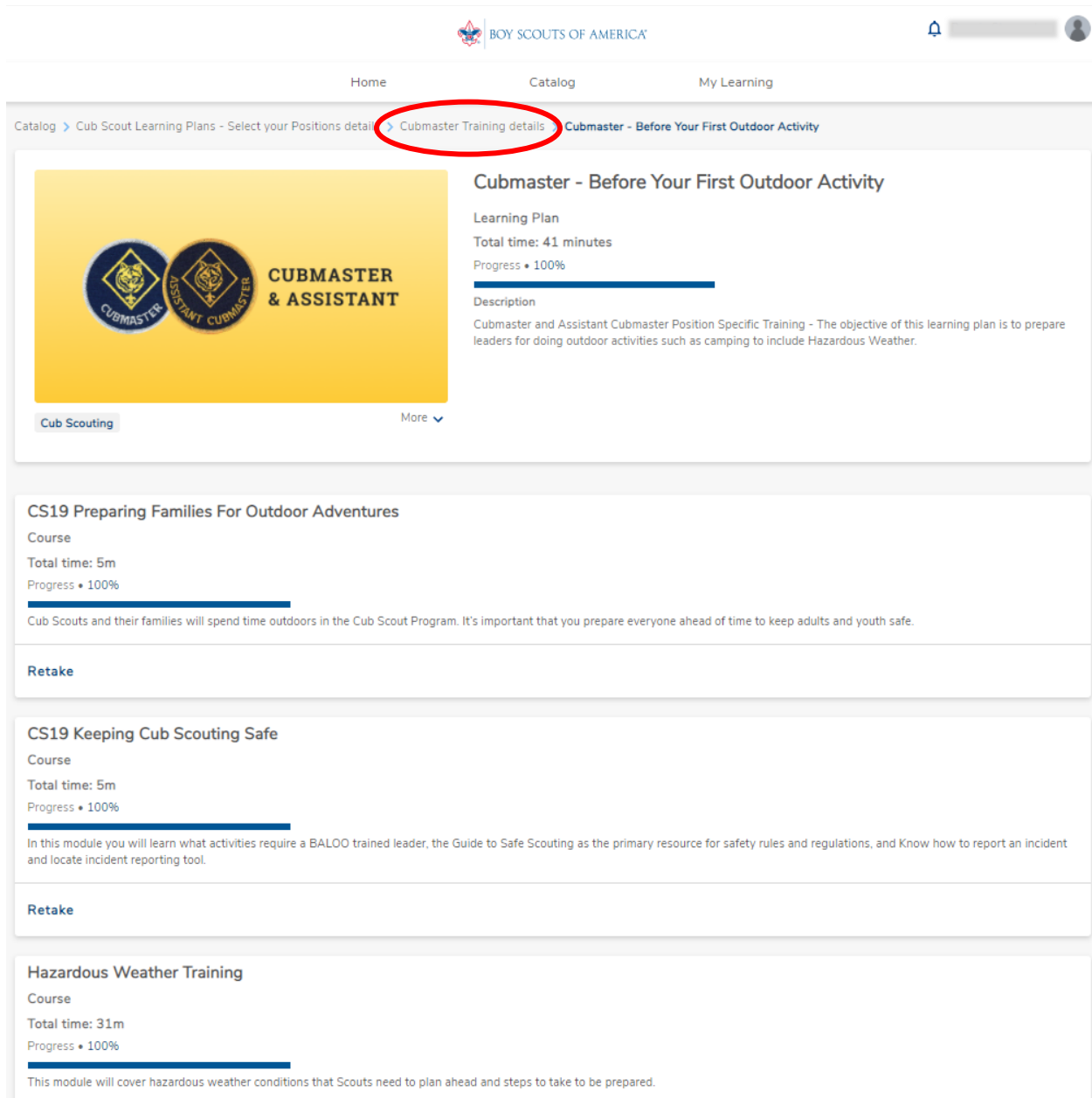
[Return To Cubmaster - Before Your First Outdoor Activity Details](#)



The screenshot shows a video player interface with the title "CS19 Keeping Cub Scouting Safe". The video area is mostly blank with a large play button icon in the center. At the bottom, there is a control bar with several yellow buttons for play, pause, stop, and other video controls.

Scouting U Training Guide – Cub Scouts


- Continue until you have completed all the Courses in the Learning Plan
- You do not need to complete all the Courses in a single sitting (See the last page)
- Click on the details link just before the Learning Plan name to return to the previous Training



BOY SCOUTS OF AMERICA

Home Catalog My Learning

Catalog > Cub Scout Learning Plans - Select your Positions detail > **Cubmaster Training details** > Cubmaster - Before Your First Outdoor Activity



Cubmaster - Before Your First Outdoor Activity

Learning Plan
Total time: 41 minutes
Progress • 100%

Description
Cubmaster and Assistant Cubmaster Position Specific Training - The objective of this learning plan is to prepare leaders for doing outdoor activities such as camping to include Hazardous Weather.

Cub Scouting More ▾

CS19 Preparing Families For Outdoor Adventures

Course
Total time: 5m
Progress • 100%

Cub Scouts and their families will spend time outdoors in the Cub Scout Program. It's important that you prepare everyone ahead of time to keep adults and youth safe.

Retake

CS19 Keeping Cub Scouting Safe

Course
Total time: 5m
Progress • 100%

In this module you will learn what activities require a BALOO trained leader, the Guide to Safe Scouting as the primary resource for safety rules and regulations, and Know how to report an incident and locate incident reporting tool.

Retake


Hazardous Weather Training

Course
Total time: 31m
Progress • 100%

This module will cover hazardous weather conditions that Scouts need to plan ahead and steps to take to be prepared.

Scouting U Training Guide – Cub Scouts

- Click Start/Resume on the next Learning Plan and take all the Courses
- Repeat until all the Learning Plans are completed within your Position



Cubmaster Training

Learning Plan
Total time: 117 minutes
Progress • 21%

Description
Position Specific training designed for the Cubmaster and Assistant Cubmaster.

Cub Scouting More ▾

Cubmaster - Before Your First Outdoor Activity

Learning Plan
Total time: 41m
Progress • 100%

Cubmaster and Assistant Cubmaster Position Specific Training - The objective of this learning plan is to prepare leaders for doing outdoor activities such as camping to include Hazardous Weather.

Retake

Cubmaster - Before Your First Meeting

Learning Plan
Total time: 49m
Progress • 0%

Cubmaster and Assistant Cubmaster Position Specific Training - The objective of this learning plan is to prepare leaders for conducting meetings as new leaders.

Start

Cubmaster - Earning Your Training Strip

Learning Plan
Total time: 27m
Progress • 0%

Cubmaster and Assistant Cubmaster - Training combined with "Before Your First Meeting" and "Before Your First Outdoor Activity. This learning plan is to expand the knowledge level of leaders to operate the pack and den efficiently.

Start

Congratulations! You are trained for your Position

****** If you have more than one position within the council, you will need to complete the Learning Plan/Trainings for each position for which you are registered. If a Course that you have completed is repeated within another Learning Plan, you do not need to take it again. It will show as completed ******